



STATE OF DELAWARE OFFICE OF PENSIONS

SCHOOL DISTRICTS /DSU/ DTCC SYSTEM ACCESS GUIDE

In order to access CRIS, follow the instructions below.

NAVIGATE TO THE WEBSITE

1. Go to id.delaware.gov

id.delaware.gov

Delaware ID Sign in

Username
Usually Your State Email Address
firstname.lastname@delaware.gov

Password
Your State Email Password

Remember me

Sign In

Need help signing in?

2. Enter your email and password used to set up your id.delaware.gov account & click Sign In

id.delaware.gov

Delaware ID Sign in

Username
Usually Your State Email Address
firstname.lastname@delaware.gov

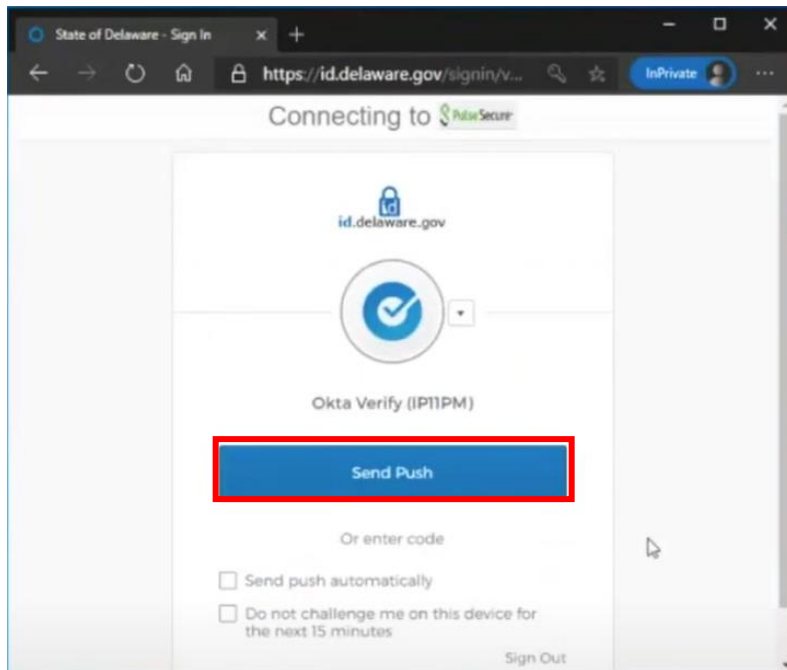
Password
Your State Email Password

Remember me

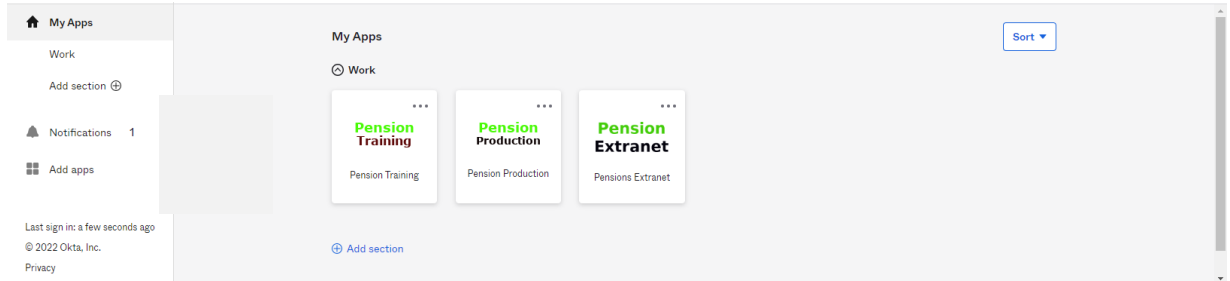
Sign In

Need help signing in?

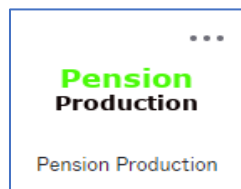
3. Click Send Push – This is the multifactor authentication when initially registering for id.delaware.gov



After signing in, you will see the below tiles:



4. Click the Pension Production tile





**STATE OF DELAWARE
OFFICE OF PENSIONS**

**SCHOOL DISTRICTS /DSU/ DTCC
SYSTEM ACCESS GUIDE**

5. Log into CRIS (PeopleSoft)

ORACLE PeopleSoft

User ID

Password

Select a Language

English

Sign In

Enable Screen Reader Mode

**Need Help?
Login Issues?**
Contact the Office of Pensions Help Desk:
(302)-739-4208 or toll-free at (800)722-7300
Open_ERP@delaware.gov