



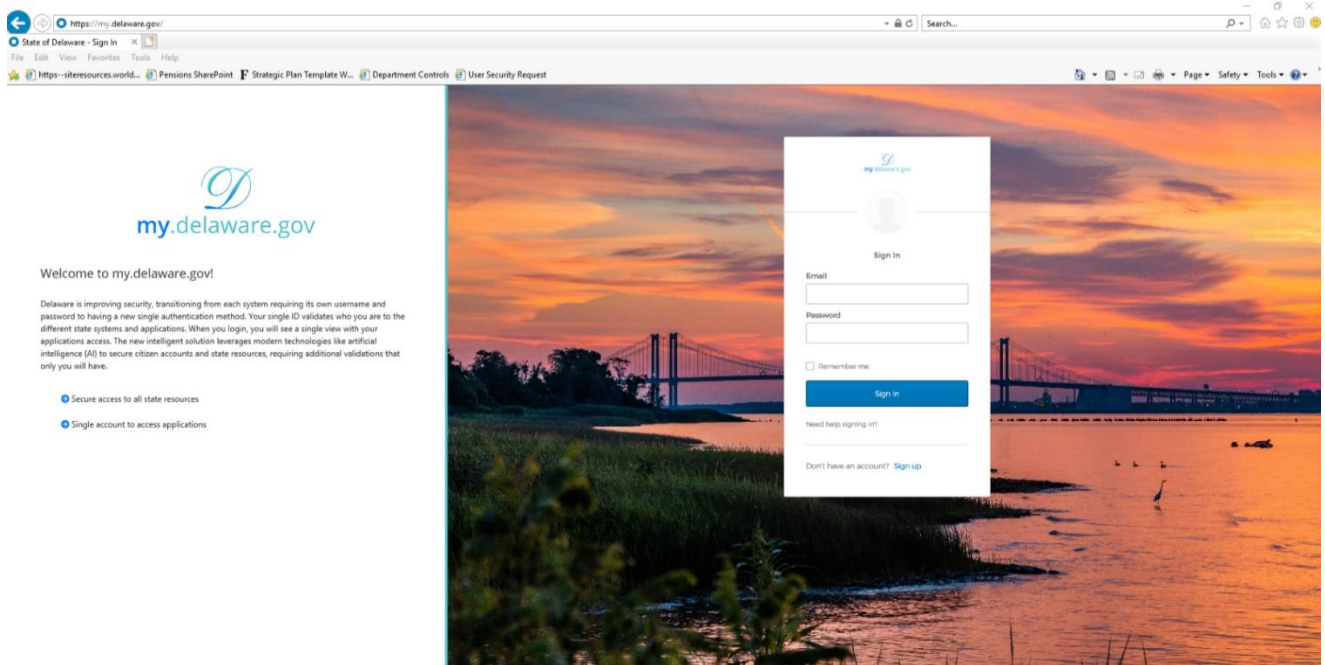
STATE OF DELAWARE OFFICE OF PENSIONS

UD/ NATIONAL GUARD REMOTE ACCESS GUIDE

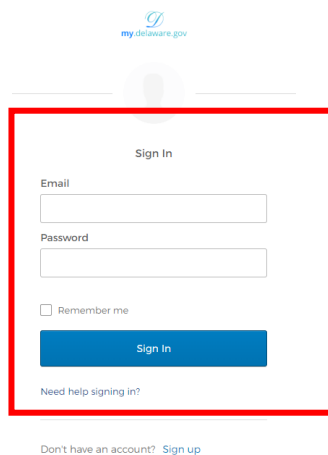
In order to access CRIS, follow the instructions below.

NAVIGATE TO THE WEBSITE

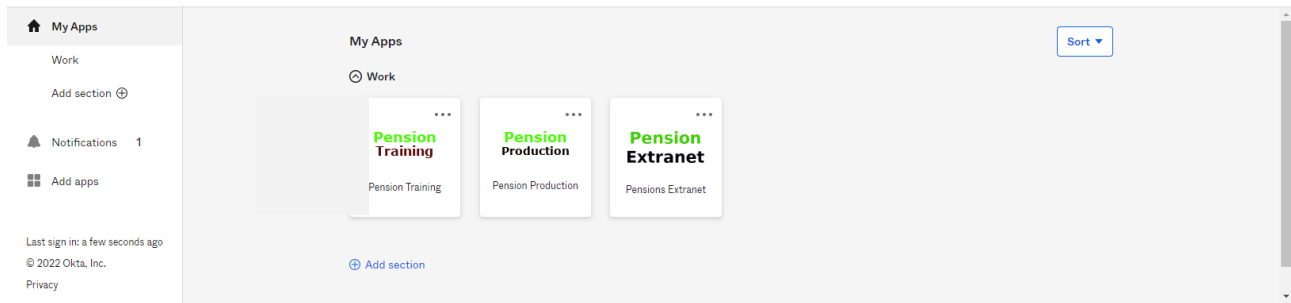
1. Go to <https://my.delaware.gov>



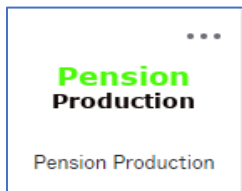
2. Enter email and password used to set up your my.delaware.gov account & click Sign In



After signing in, you will see the below tiles:



3. Click the Pension Production tile



4. Log into CRIS (PeopleSoft)

A screenshot of the Oracle PeopleSoft login page. It has the 'ORACLE PeopleSoft' logo at the top. Below are input fields for 'User ID' and 'Password', a 'Select a Language' dropdown menu with 'English' selected, and a blue 'Sign In' button. At the bottom, there is a checkbox for 'Enable Screen Reader Mode'.

Need Help?

Login Issues?

Contact the Office of Pensions Help Desk:

(302)-739-4208 or toll-free at (800)722-7300

Open_ERP@delaware.gov